

Scaled data based on original data using  
LM-79-08 Approved Method: Electrical and Photometric Measurements of Solid-  
State Lighting Products

Test Report Prepared for  
Cooper Lighting Solutions  
(formerly Eaton)

Brand: McGRAW-EDISON

Report Number: P385940

Luminaire Tested: **GWC-SA1C-735-U-SL4-HSS**

Issue Date: 3/3/2020

**Test Information**

Test Method: LM-79-08  
Report Number: P385940  
TEST IS SCALED FROM IESNA LM-79-08 TEST DATA (G2-1903-205-25)  
Test Lab: INNOVATION CENTER  
Issue Date: 3/3/2020  
Manufacturer: COOPER LIGHTING SOLUTIONS (FORMERLY EATON)  
Product Line: MCGRAW-EDISON  
Catalog Number: GWC-SA1C-735-U-SL4-HSS  
Description: GALLEON WALL LUMINAIRE  
(1) 70 CRI, 3500K, 1050mA LIGHTSQUARE WITH 16 LEDS AND TYPE IV SPILL  
LIGHT ELIMINATOR OPTICS WITH HOUSE SIDE SHIELD  
Light Source: -  
Ballast/Driver: ELECTRONIC DRIVER

**Summary**

Lumens per Lamp: N/A  
Luminaire Lumens: 5759.4 lumens  
Efficiency: N/A  
Efficacy: 97.6 lumens/watt  
Luminous Opening: Rectangular (W 0.5' x L: 0.5' x H: 0')  
IES Classification: Type IV - Short  
BUG Rating: B1 - U0 - G2

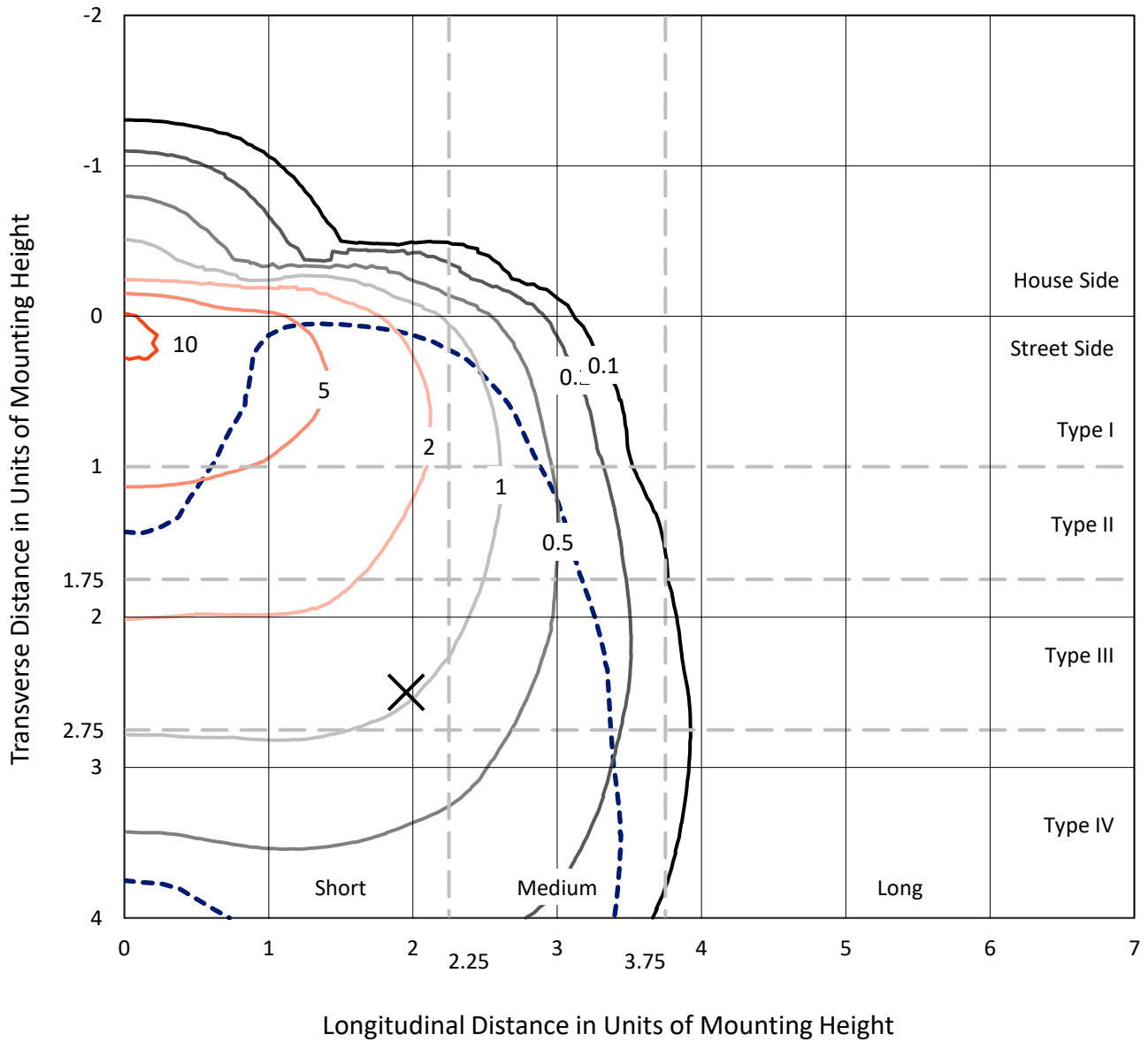
Input Watts (W): 59  
Input Voltage (V): NR  
Input Current (A<sub>in</sub>): NR  
Voltage Rise (V): NR  
Power Factor: NR  
Total Harmonic Distortion (THDi): NR  
Frequency (hertz): 60  
Stabilization Time: NR  
Operation Time: NR  
Ambient Temperature (°C): NR  
Test Distance: 24 FT



REPORT NUMBER: P385940  
 CATALOG NUMBER: GWC-SA1C-735-U-SL4-HSS

### Iso-Footcandle Lines of Horizontal Illumination

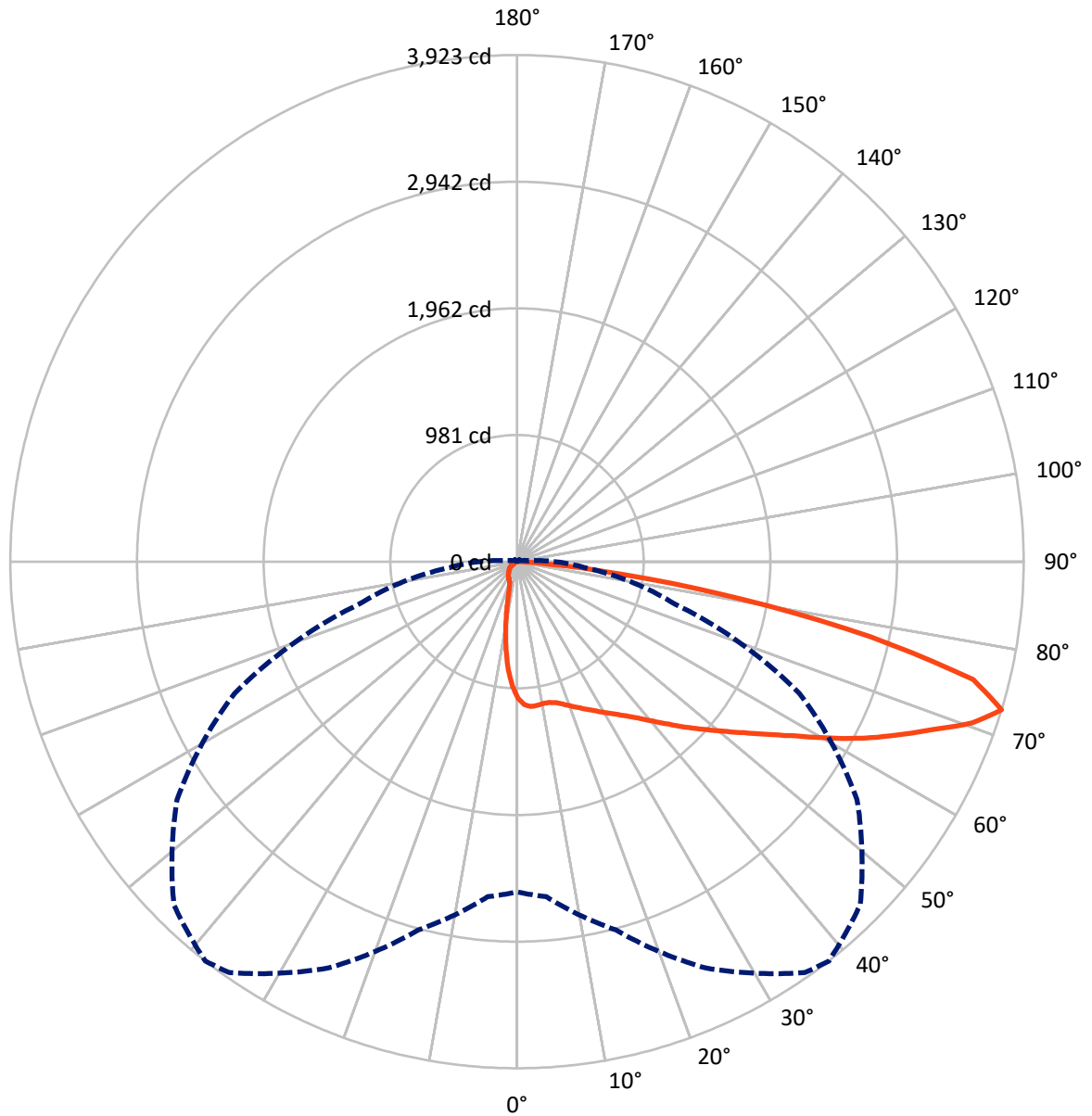
✕ Max cd  
 - - - 1/2 Max cd



Based on 10 foot mounting height. Maximum calculated value = 11.2 fc  
 Type IV - Short - N/A

REPORT NUMBER: P385940  
CATALOG NUMBER: GWC-SA1C-735-U-SL4-HSS

### Luminous Intensity Polar Plot



— Vertical Plane Through 38-Deg Lateral    - - - Horizontal Cone Through 72.5-Deg Vertical

REPORT NUMBER: P385940

CATALOG NUMBER: GWC-SA1C-735-U-SL4-HSS

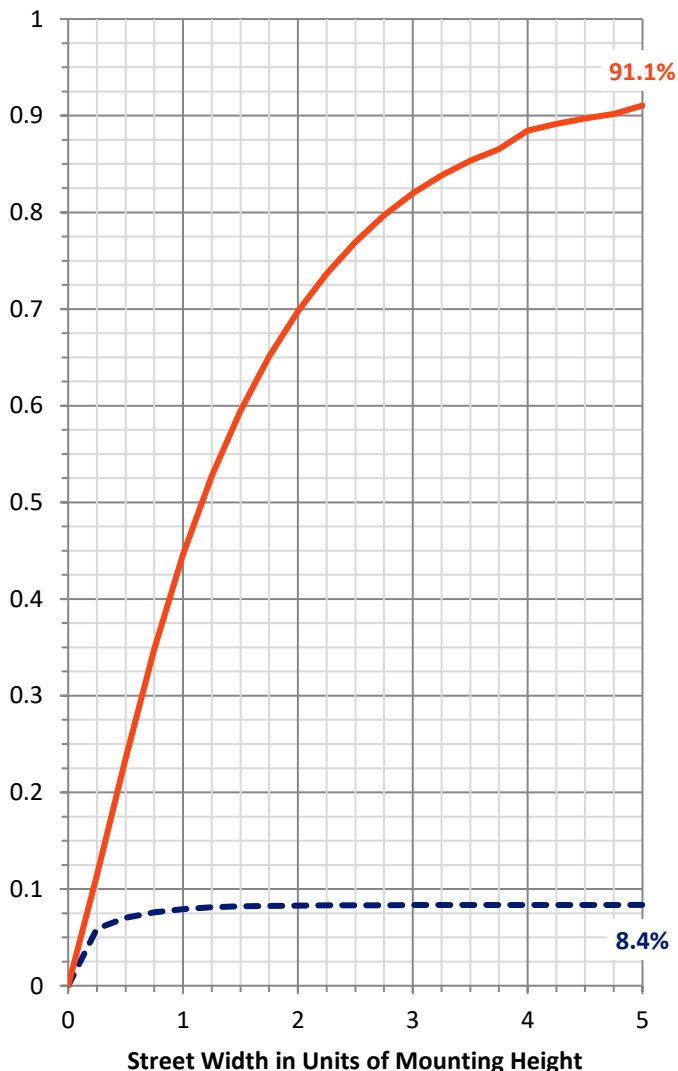
**FLUX DISTRIBUTION:**

		Downward	Upward	Total
<b>House Side</b>	Lumens	484.7	0.0	484.7
	% Fixture	8.4	0.0	8.4
<b>Street Side</b>	Lumens	5274.8	0.0	5274.8
	% Fixture	91.6	0.0	91.6
<b>Total</b>	Lumens	5759.4	0.0	5759.4
	% Fixture	100.0	0.0	100.0

**ZONAL LUMENS:**

Zone	Lumens	% Fixture
0°-10°	90.3	1.6
10°-20°	220.7	3.8
20°-30°	351.0	6.1
30°-40°	527.7	9.2
40°-50°	805.1	14.0
50°-60°	1137.9	19.8
60°-70°	1427.3	24.8
70°-80°	1067.2	18.5
80°-90°	132.3	2.3
90°-100°	0.0	0.0
100°-110°	0.0	0.0
110°-120°	0.0	0.0
120°-130°	0.0	0.0
130°-140°	0.0	0.0
140°-150°	0.0	0.0
150°-160°	0.0	0.0
160°-170°	0.0	0.0
170°-180°	0.0	0.0
0°-90°	5759.4	100.0
0°-180°	5759.4	100.0

**Coefficient of Utilization**



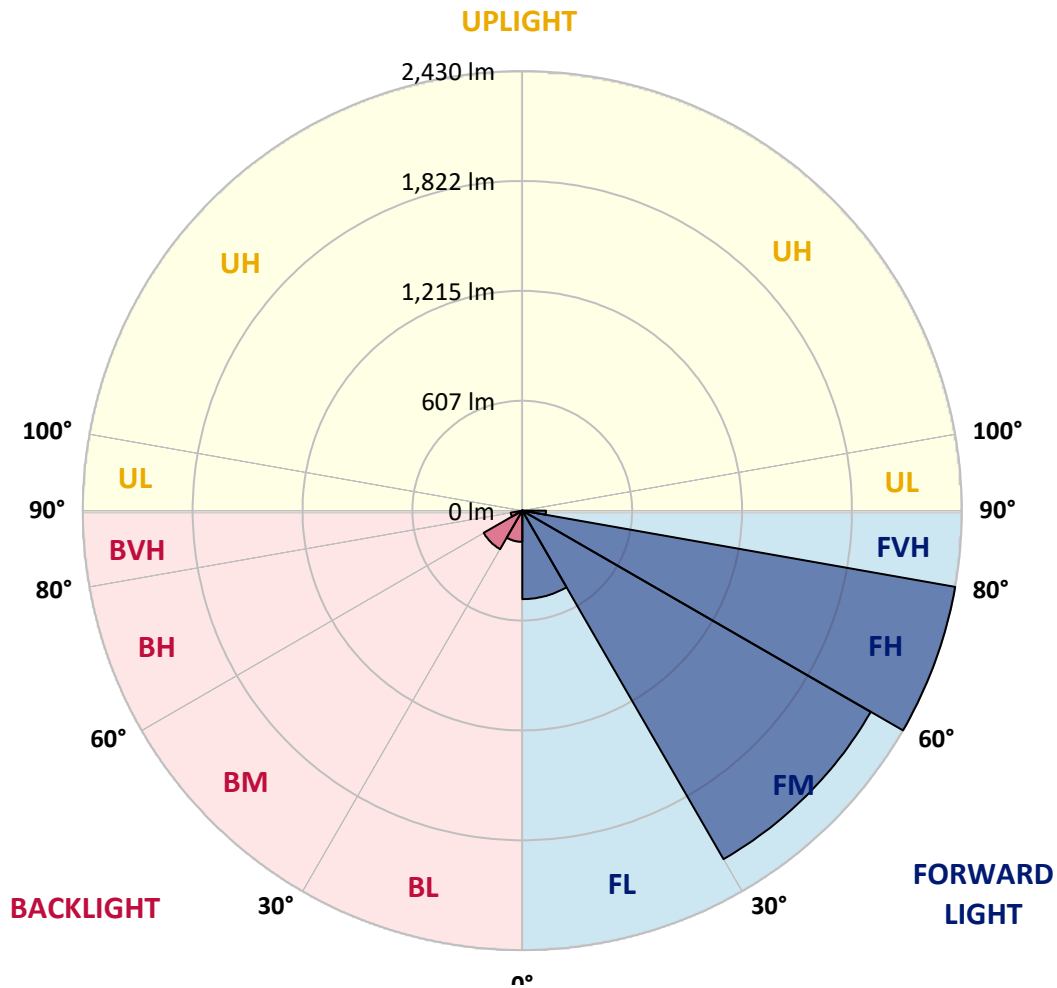
REPORT NUMBER: P385940

CATALOG NUMBER: GWC-SA1C-735-U-SL4-HSS

**LUMINAIRE CLASSIFICATION SYSTEM LUMEN TABLE AND BUG RATING:**

Zone	Lumens	% Fixture	Zone Rating/Lumen Limit		
			B	U	G
FL (0°-30°)	489.4	8.5			
FM (30°-60°)	2224.5	38.6			
FH (60°-80°)	2429.7	42.2			G2/5000
FVH (80°-90°)	131.1	2.3			G2/225
BL (0°-30°)	172.6	3.0	B1/500		
BM (30°-60°)	246.1	4.3	B1/1000		
BH (60°-80°)	64.7	1.1	B0/110		G0/110
BVH (80°-90°)	1.2	0.0			G0/10
UL (90°-100°)	0.0	0.0		U0/0	
UH (100°-180°)	0.0	0.0		U0/0	

**BUG Rating: B1-U0-G2**  
 Type IV Short





REPORT NUMBER: P385940

CATALOG NUMBER: GWC-SA1C-735-U-SL4-HSS

**CANDELA DISTRIBUTION (FULL):**

	0°	5°	15°	25°	35°	38°	45°	55°	65°	75°	85°
0°	1059.2	1059.2	1059.2	1059.2	1059.2	1059.2	1059.2	1059.2	1059.2	1059.2	1059.2
2.5°	1124.2	1124.5	1121.8	1117.5	1112.0	1109.1	1104.4	1096.6	1088.6	1074.0	1058.2
5°	1147.2	1147.2	1143.8	1138.1	1129.2	1126.6	1117.5	1105.3	1088.6	1064.9	1038.3
7.5°	1144.7	1145.2	1140.7	1134.7	1125.9	1123.5	1112.5	1098.8	1078.0	1049.3	1015.4
10°	1132.3	1133.6	1129.9	1127.1	1118.9	1116.3	1106.0	1092.4	1071.6	1040.9	1002.0
12.5°	1119.7	1120.9	1122.0	1124.6	1119.7	1118.7	1110.6	1099.1	1079.3	1047.4	1003.4
15°	1111.5	1113.9	1122.5	1132.8	1134.0	1133.0	1127.7	1117.0	1096.9	1064.0	1013.7
17.5°	1111.5	1115.3	1133.3	1152.9	1159.9	1160.5	1156.0	1141.0	1117.0	1081.6	1023.3
20°	1120.9	1126.1	1154.1	1181.9	1193.3	1193.3	1184.5	1163.4	1135.4	1097.7	1029.8
22.5°	1144.7	1151.7	1186.8	1219.0	1231.1	1228.4	1216.5	1185.9	1154.6	1115.8	1037.8
25°	1191.9	1197.2	1233.7	1266.0	1273.4	1267.4	1252.4	1213.1	1178.9	1140.4	1052.7
27.5°	1252.7	1253.3	1291.2	1318.4	1313.8	1309.8	1290.9	1247.4	1214.2	1175.7	1078.2
30°	1319.4	1319.4	1352.6	1373.4	1359.6	1356.2	1337.3	1288.8	1259.1	1223.5	1114.6
32.5°	1383.9	1386.8	1413.9	1427.0	1411.4	1408.2	1389.7	1341.2	1318.9	1296.5	1171.3
35°	1446.4	1448.5	1474.1	1481.3	1466.5	1467.4	1454.3	1413.1	1404.8	1401.9	1256.7
37.5°	1506.9	1507.4	1533.5	1538.0	1530.6	1538.7	1539.9	1503.6	1519.1	1542.3	1377.1
40°	1562.1	1562.7	1588.5	1600.2	1612.8	1623.4	1632.8	1613.3	1664.8	1718.6	1520.3
42.5°	1606.4	1611.4	1644.2	1666.5	1699.9	1720.0	1745.4	1744.5	1838.2	1919.0	1693.4
45°	1645.4	1654.0	1699.7	1738.7	1796.1	1828.2	1867.9	1899.0	2033.4	2142.2	1868.8
47.5°	1696.8	1705.0	1757.1	1820.9	1897.5	1939.6	2005.4	2072.6	2247.9	2361.3	2040.1
50°	1769.3	1765.7	1817.2	1908.8	2007.0	2062.3	2156.1	2256.8	2460.8	2552.1	2140.8
52.5°	1846.6	1845.2	1883.1	2004.2	2136.2	2200.8	2324.7	2447.1	2664.3	2683.8	2186.9
55°	1942.2	1932.0	1964.0	2113.0	2289.6	2358.9	2504.8	2635.7	2826.5	2757.9	2210.1
57.5°	2042.4	2025.4	2056.1	2234.3	2462.4	2544.5	2704.3	2819.3	2934.4	2808.6	2209.9
60°	2146.0	2125.9	2162.3	2386.0	2677.3	2772.2	2920.5	2943.5	3035.1	2834.2	2193.6
62.5°	2232.7	2220.6	2274.7	2548.1	2917.2	3010.5	3083.9	3056.4	3120.0	2854.1	2155.6
65°	2324.2	2324.9	2412.3	2737.3	3172.1	3235.1	3241.3	3202.8	3191.0	2849.9	2026.9
67.5°	2448.2	2459.6	2605.3	2994.2	3420.2	3468.7	3468.2	3361.3	3243.0	2688.3	1741.5
70°	2579.2	2606.3	2827.8	3288.2	3691.0	3740.2	3714.8	3462.3	3053.5	2173.8	1232.6
72.5°	2557.2	2604.1	2951.4	3473.5	3885.4	3923.0	3758.1	3214.2	2413.4	1263.4	524.7
75°	1972.8	2027.1	2706.2	3289.9	3681.4	3647.7	3229.1	2501.2	1318.9	352.6	118.2
77.5°	1042.2	1071.1	1787.8	2506.2	2870.5	2800.0	2274.7	1387.6	402.1	87.3	53.1
80°	545.8	552.6	779.0	1422.0	1771.7	1772.2	1348.1	609.5	165.8	44.7	35.6
82.5°	292.2	298.1	411.6	657.0	928.3	841.5	516.2	335.4	96.4	25.4	34.2
85°	70.4	71.5	233.4	300.2	365.0	260.7	153.3	281.5	26.1	14.8	27.7
87.5°	27.1	27.5	86.6	129.9	93.0	60.3	71.8	105.0	3.4	5.7	4.3
90°	0.0	0.0	0.0	0.0	0.0	0.0	0.0	0.0	0.0	0.0	0.0



REPORT NUMBER: P385940  
 CATALOG NUMBER: GWC-SA1C-735-U-SL4-HSS

**CANDELA DISTRIBUTION (continued):**

	90°	95°	105°	115°	125°	135°	145°	155°	165°	175°	180°
0°	1059.2	1059.2	1059.2	1059.2	1059.2	1059.2	1059.2	1059.2	1059.2	1059.2	1059.2
2.5°	1048.6	1042.4	1027.1	1007.7	990.5	978.1	959.4	947.2	939.0	938.8	935.7
5°	1022.1	1009.4	976.4	937.1	901.5	869.5	831.6	801.8	779.5	775.9	768.2
7.5°	993.6	972.8	922.1	860.9	801.0	740.3	669.7	625.9	588.4	570.5	568.5
10°	976.1	947.0	875.0	786.5	692.7	593.9	501.5	437.8	391.5	378.4	368.6
12.5°	972.6	934.0	838.6	716.7	582.7	452.0	349.9	282.0	245.2	233.4	230.3
15°	976.1	928.0	808.0	647.5	471.2	320.7	234.8	195.4	181.6	178.2	177.9
17.5°	978.3	920.9	773.3	570.7	363.1	229.1	179.9	168.4	166.3	166.0	166.5
20°	978.1	909.9	731.9	485.1	270.1	180.1	162.6	160.3	159.8	160.0	159.8
22.5°	976.4	896.9	686.5	396.8	204.0	161.0	155.3	153.8	153.6	153.6	153.6
25°	979.5	886.7	636.5	312.3	168.2	152.1	148.5	147.3	147.1	147.1	146.6
27.5°	990.7	881.0	581.7	240.4	151.9	144.2	141.4	141.1	140.4	140.2	140.6
30°	1008.9	881.0	521.6	187.0	142.0	136.1	134.0	133.5	133.2	133.0	133.2
32.5°	1040.9	887.6	456.2	155.5	132.7	127.0	125.6	126.3	125.6	125.6	125.6
35°	1098.8	907.7	387.5	135.6	123.0	118.2	116.8	117.7	117.2	117.2	117.0
37.5°	1183.3	945.0	318.4	123.6	114.3	109.3	107.4	108.9	108.3	108.3	108.1
40°	1286.1	999.3	252.6	114.6	106.0	100.7	99.0	99.8	98.5	98.5	99.0
42.5°	1413.1	1068.2	195.2	105.7	97.6	92.5	91.6	90.9	88.8	87.6	87.7
45°	1554.2	1140.0	152.1	97.1	89.7	85.7	84.2	82.3	78.7	76.3	76.6
47.5°	1680.3	1195.3	123.6	88.8	82.5	79.4	77.2	73.6	68.4	65.6	65.8
50°	1746.6	1203.6	105.2	80.4	75.8	72.7	69.6	64.1	57.9	54.8	54.6
52.5°	1763.5	1164.4	91.6	72.7	69.1	65.6	61.4	54.0	47.2	43.8	43.3
55°	1769.8	1104.5	79.4	65.6	61.9	57.9	52.6	44.2	37.8	34.5	34.2
57.5°	1749.2	1015.4	69.8	59.1	54.8	49.8	43.3	35.4	29.2	26.6	26.6
60°	1703.5	894.6	62.5	52.1	47.3	41.6	34.9	27.5	21.8	19.6	19.6
62.5°	1612.4	738.2	55.5	45.0	40.4	34.5	28.2	20.9	15.3	14.1	14.4
65°	1440.4	560.0	48.6	38.5	34.5	28.5	22.0	14.8	10.2	10.2	10.8
67.5°	1174.7	388.9	41.3	32.8	29.7	23.2	16.7	10.2	7.1	8.2	9.1
70°	777.6	218.1	35.4	27.1	25.4	18.4	12.4	7.0	5.7	7.6	9.3
72.5°	293.5	84.9	29.7	21.8	22.0	14.1	8.8	5.3	5.3	8.4	11.0
75°	81.8	41.6	21.3	16.1	17.2	10.2	6.5	4.5	5.0	9.6	12.9
77.5°	48.1	30.6	13.9	9.3	11.7	7.1	4.3	3.6	4.3	8.2	12.4
80°	38.7	16.3	8.2	4.8	6.5	4.0	2.9	2.2	1.2	3.1	6.5
82.5°	38.7	9.8	3.9	3.4	3.4	2.2	1.4	0.9	0.3	0.0	1.7
85°	26.1	4.0	2.3	2.2	1.7	0.8	0.5	0.3	0.0	0.0	0.0
87.5°	4.3	1.7	0.9	0.5	0.3	0.0	0.0	0.0	0.0	0.0	0.0
90°	0.0	0.0	0.0	0.0	0.0	0.0	0.0	0.0	0.0	0.0	0.0



Signify Classified - Internal  
Cooper Lighting Solutions Photometric Lab  
1121 Highway 74 South  
Peachtree City, GA 30269

Scaled Data Report



Report Generated By 670245982

Signify Classified - Internal  
Cooper Lighting Solutions Photometric Lab  
1121 Highway 74 South  
Peachtree City, GA 30269

Scaled Data Report



Signify Classified - Internal  
Cooper Lighting Solutions Photometric Lab  
1121 Highway 74 South  
Peachtree City, GA 30269

Scaled Data Report



Signify Classified - Internal  
Cooper Lighting Solutions Photometric Lab  
1121 Highway 74 South  
Peachtree City, GA 30269

Scaled Data Report



Signify Classified - Internal  
Cooper Lighting Solutions Photometric Lab  
1121 Highway 74 South  
Peachtree City, GA 30269

Scaled Data Report



--- HS — SS

Signify Classified - Internal  
Cooper Lighting Solutions Photometric Lab  
1121 Highway 74 South  
Peachtree City, GA 30269

Scaled Data Report



u

Signify Classified - Internal  
Cooper Lighting Solutions Photometric Lab  
1121 Highway 74 South  
Peachtree City, GA 30269

Scaled Data Report



Signify Classified - Internal  
Cooper Lighting Solutions Photometric Lab  
1121 Highway 74 South  
Peachtree City, GA 30269

Scaled Data Report



(END OF REPORT)